

DC12-150 (12V150Ah)



Specification



DC (Deep Cycle) series batteries provide superior high integrity and reliability. It is specially designed for frequent cyclic charge and discharge. By using strong grids, thick plate and specially active material are designed for repeated deep-discharge applications. The DC series batteries offer 30% more cyclic life than the standby series. It is suitable for solar and wind renewable energy storage, mobility and medical equipment, V, telecom, broadband and cable TV, UPS systems etc.



ISO 9001

ISO 14001

OHSAS 18001

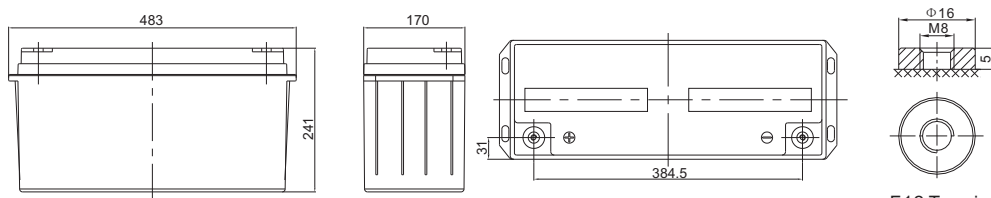


MH 28539

G4M20206-0910-E-16

Cells Per Unit	6
Voltage Per Unit	12
Capacity	150Ah@20hr-rate to 1.75V per cell @25°C
Weight	Approx. 44.5 Kg (Tolerance ± 1.5%)
Internal Resistance	Approx. 4.2 mΩ
Terminal	F12(M8)/F5(M8)
Max. Discharge Current	1500A (5 sec)
Design Life	12 years (floating charge)
Maximum Charging Current	45 A
Reference Capacity	C3 111.6AH C5 125.5AH C10 143.0AH C20 150.0AH
Float Charging Voltage	13.6 V~13.8 V @ 25°C Temperature Compensation: -3mV/°C/Cell
Cycle Use Voltage	14.6 V~14.8 V @ 25°C Temperature Compensation: -4mV/°C/Cell
Operating Temperature Range	Discharge: -20°C~60°C Charge: 0°C~50°C Storage: -20°C~60°C
Normal Operating Temperature Range	25°C ± 5°C
Self Discharge	RITAR Valve Regulated Lead Acid (VRLA) batteries can be stored for up to 6 months at 25°C and then recharging is recommended. Monthly Self-discharge ratio is less than 3% at 25°C. Please charge batteries before using.
Container Material	A.B.S. UL94-HB, UL94-V0 Optional.

Dimensions



Length	483±2mm (19.0 inches)
Width	170±2mm (6.69 inches)
Height	241±2mm (9.49 inches)
Total Height	241±2mm (9.49 inches)
Terminal	Value
M5	6~7 N*m
M6	8~10 N*m
M8	10~12 N*m

F 12 Terminal

Unit: mm

Constant Current Discharge Characteristics : A(25°C)

F.V/Time	10MIN	15MIN	30MIN	1HR	2HR	3HR	4HR	5HR	8HR	10HR	20HR
1.60V	317.8	244.9	143.5	86.2	52.7	39.7	31.4	26.5	18.1	15.3	7.79
1.65V	307.2	237.6	140.5	84.6	51.8	39.1	31.0	26.1	17.9	15.1	7.72
1.70V	293.4	228.0	136.5	82.5	50.6	38.3	30.4	25.7	17.6	14.9	7.63
1.75V	274.9	215.0	131.1	79.5	49.0	37.2	29.6	25.1	17.2	14.7	7.50
1.80V	250.2	197.6	123.7	75.5	46.7	35.6	28.5	24.2	16.7	14.3	7.32
1.85V	216.4	173.6	113.1	69.7	43.5	33.4	26.9	23.0	15.9	13.7	7.05

Constant Power Discharge Characteristics : WPC(25°C)

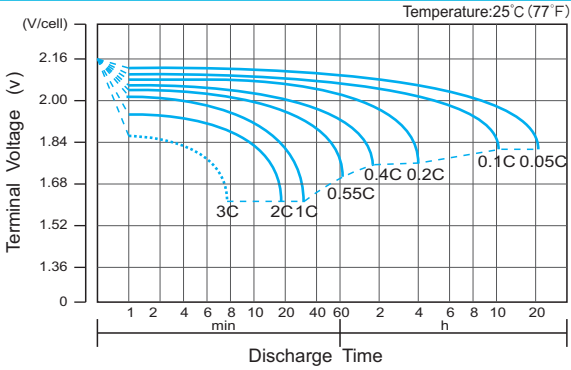
F.V/Time	10MIN	15MIN	30MIN	1HR	2HR	3HR	4HR	5HR	8HR	10HR	20HR
1.60V	569	451	274	170	105	79.8	63.4	53.7	37.1	31.6	16.2
1.65V	564	446	273	168	104	79.0	62.9	53.3	36.8	31.4	16.0
1.70V	545	432	266	165	102	77.6	61.9	52.5	36.3	31.0	15.9
1.75V	520	413	258	160	99.2	75.7	60.5	51.4	35.6	30.4	15.6
1.80V	481	385	246	152	95.1	72.8	58.4	49.9	34.6	29.6	15.2
1.85V	424	343	228	141	89.1	68.6	55.4	47.5	33.1	28.5	14.7

(Note) The above characteristics data are average values obtained within three charge/discharge cycle not the minimum values.

DC12-150(12V150Ah)



Discharge Characteristics Curve



Charge Characteristic Curve for Cycle Use(IU)



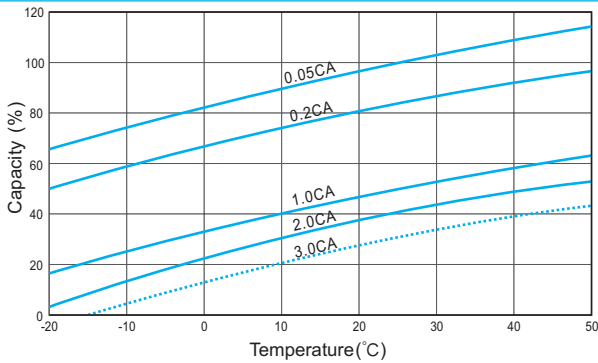
Cycle Life in Relation to Depth of Discharge



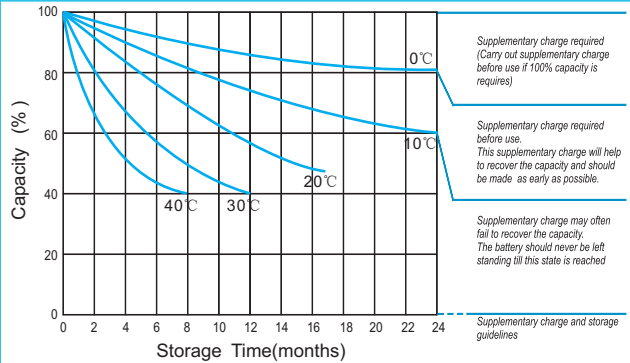
Relationship Between Charging Voltage and Temperature



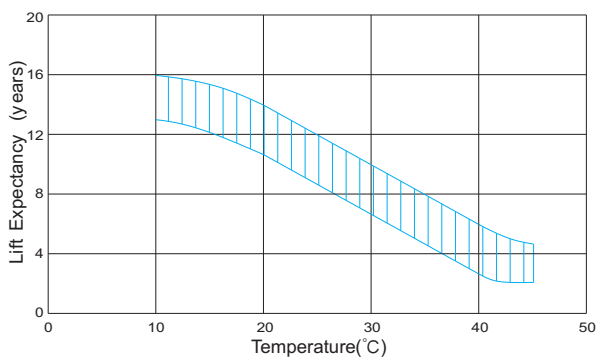
Temperature Effects on Capacity



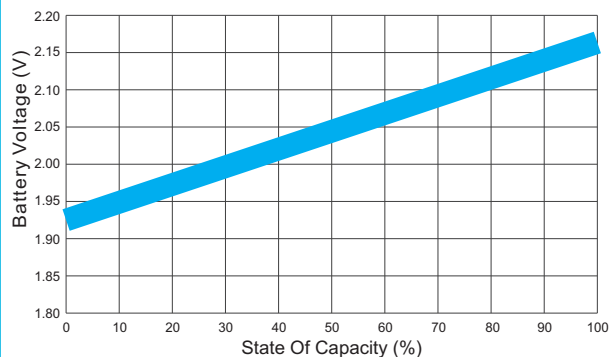
Storage Characteristics



Effect of Temperature on Long Term Life



Relationship of OCV And State of Charge(20°C)



(Note) All above information shall be changed without prior notice, Ritar reserves the right to explain and update the latest information.