


OPzV2-500(2V500Ah)



OPzV series is Valve Regulated Lead Acid battery that adopts immobilized GEL and Tubular Plate technology to offer high reliability and performance. The Battery is designed and manufactured according to DIN standards and with die-casting positive grid and patented formula of active material OPzV series exceeds DIN standard values with more than 20 years floating design life at 25 °C and It is the best solution for cyclic use under extreme operating conditions.

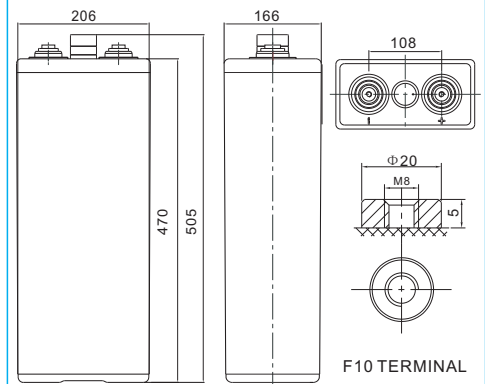
Specification

Cells Per Unit	1
Voltage Per Unit	2
Nominal Capacity	500Ah@10hr-rate to 1.80V per cell @25°C
Weight	Approx. 38.0Kg (Tolerance±3.0%)
Internal Resistance	Approx. 0.70mΩ
Terminal	F10(M8)
Max. Discharge Current	2000A (5 sec)
Design Life	20 years (floating charge)
Max. Charging Current	100.0 A
Reference Capacity	C3 384.0AH C5 434.1AH C10 500.0AH C20 532.8AH
Float Charging Voltage	2.25 V~2.30 V @ 25°C Temperature Compensation: -3mV/°C/Cell
Cycle Use Voltage	2.37 V~2.40 V @ 25°C Temperature Compensation: -4mV/°C/Cell
Operating Temperature Range	Discharge: -40°C~60°C Charge: -20°C~50°C Storage: -40°C~60°C
Normal Operating Temperature Range	25°C±5°C
Self Discharge	RITAR Valve Regulated Lead Acid (VRLA) batteries can be stored for up to 6 months at 25°C and then recharging is recommended. Monthly Self-discharge ratio is less than 2% at 20°C. Please charged batteries before using.
Container Material	A.B.S. UL94-HB, UL94-V0 Optional.



Dimensions

Unit: mm



Length	166±2mm (6.54 inches)
Width	206±2mm (8.11 inches)
Height	470±2mm (18.5 inches)
Total Height	505±2mm (19.9 inches)
Torque Value	10~12 N*m

Constant Current Discharge Characteristics : A(25°C)

F.V/ Time	10min	15min	30min	1h	2h	3h	5h	8h	10h	20h
1.60V	786.4	629.4	428.4	283.0	180.5	134.4	90.30	62.38	52.25	27.43
1.65V	751.2	606.8	418.3	278.7	177.8	132.9	89.55	61.88	51.75	27.17
1.70V	701.0	576.7	403.3	271.5	174.8	130.4	88.06	61.13	51.50	27.04
1.75V	623.1	526.6	380.8	260.2	170.6	128.0	86.81	60.38	50.75	26.64
1.80V	527.6	471.4	355.7	250.2	164.8	125.2	85.07	59.38	50.00	26.25
1.85V	429.6	388.7	305.6	223.3	150.4	115.1	78.85	55.39	46.75	24.54

Constant Power Discharge Characteristics : WPC(25°C)

F.V/ Time	10min	15min	30min	1h	2h	3h	5h	8h	10h	20h
1.60V	1337	1101	779.1	530.5	342.6	257.2	174.9	122.3	103.3	54.21
1.65V	1304	1078	769.0	524.7	339.6	255.7	173.6	121.8	102.5	53.81
1.70V	1236	1036	746.5	514.7	333.9	251.5	172.1	120.5	101.8	53.42
1.75V	1121	962.9	711.4	497.8	326.7	247.3	169.4	119.3	100.8	52.89
1.80V	964.8	872.6	673.8	482.0	319.7	243.0	166.4	117.5	99.25	52.11
1.85V	799.0	732.2	583.7	430.8	292.3	224.4	155.0	110.0	93.25	48.96

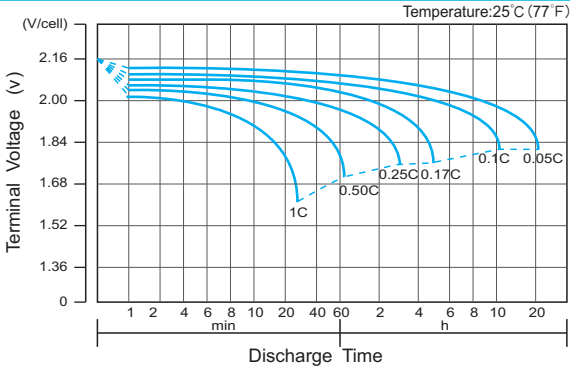
(Note) The above characteristics data are average values obtained within three charge/discharge cycle not the minimum values.

The battery must be fully charged before the capacity test. The C₁₀ should reach 95% after the first cycle and 100% after the third cycle.

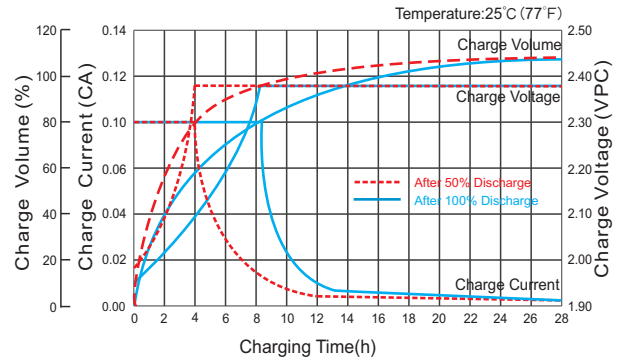
OPzV2-500(2V500Ah)



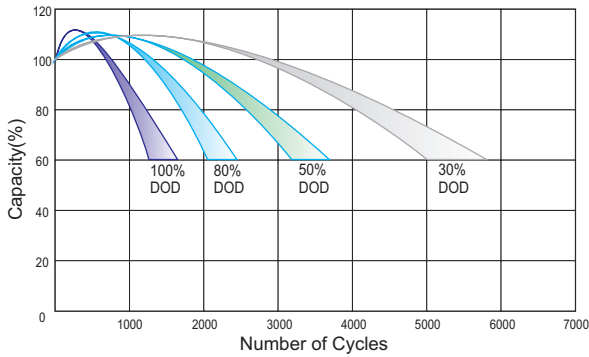
Discharge Characteristics Curve



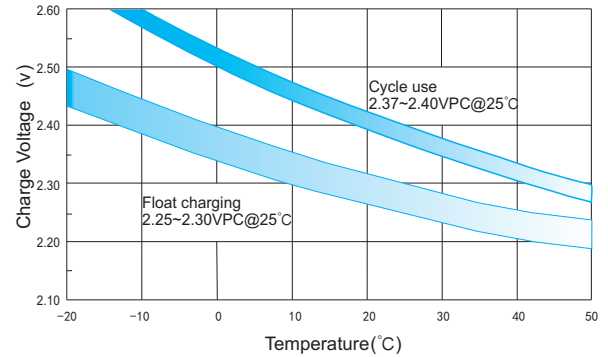
Charge Characteristic Curve for Cycle Use(IU)



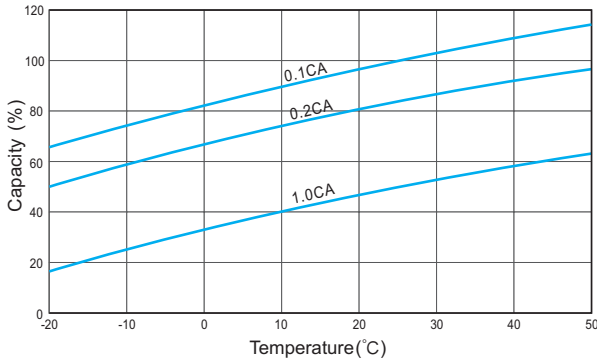
Cycle Life in Relation to Depth of Discharge



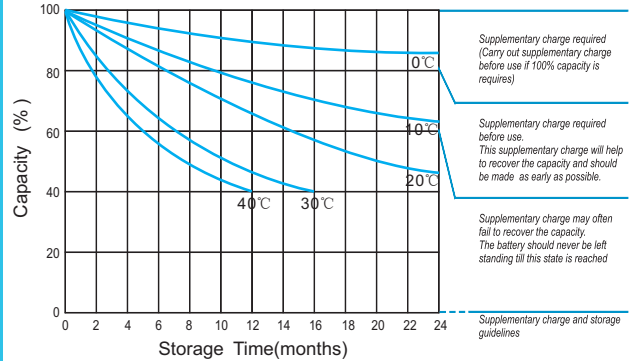
Relationship Between Charging Voltage and Temperature



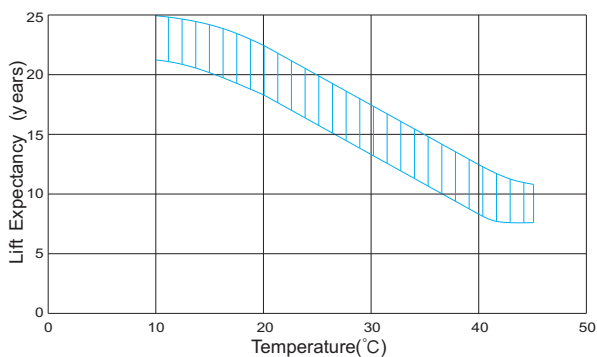
Temperature Effects on Capacity



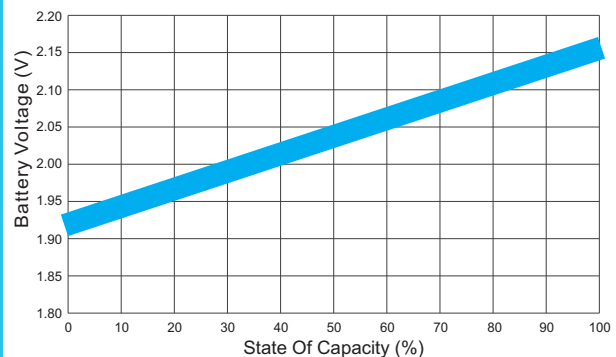
Storage Characteristics



Effect of Temperature on Long Term Life



Relationship of OCV And State of Charge(20°C)



(Note) All above information shall be changed without prior notice, Ritar reserves the right to explain and update the latest information.