



RT1270(12V7Ah)

Specification

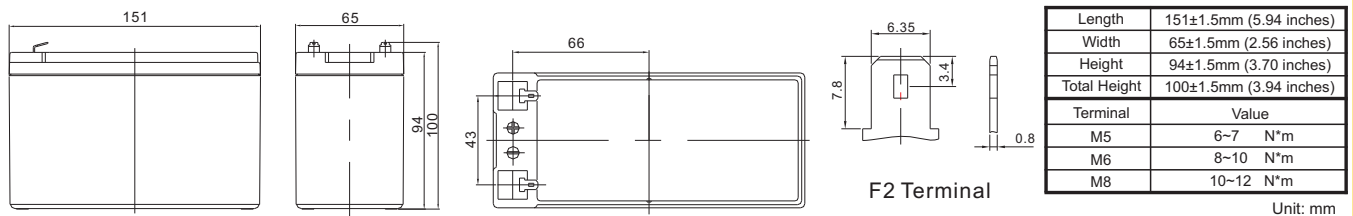
Cells Per Unit	6
Voltage Per Unit	12
Nominal Capacity	7Ah@20hour-rate to 1.75V per cell @25°C
Weight	Approx. 2.04 Kg (Tolerance ±4.0%)
Internal Resistance	Approx. 30 mΩ
Terminal	F1/F2
Max. Discharge Current	70A (5 sec)
Short Circuit Current	350A
Design Life	6~8 years (Float charging)
Recommended Maximum Charging Current	2.1 A
Reference Capacity	C3 5.43AH C5 6.13AH C10 6.58AH C20 7.04AH
Standby Use Voltage	13.7 V~13.9 V @ 25°C Temperature Compensation: -3mV/°C/Cell
Cycle Use Voltage	14.6 V~14.8 V @ 25°C Temperature Compensation: -4mV/°C/Cell
Operating Temperature Range	Discharge: -20°C~60°C Charge: 0°C~50°C Storage: -20°C~60°C
Normal Operating Temperature Range	25°C±5°C
Self Discharge	RITAR Valve Regulated Lead Acid (VRLA) batteries can be stored for up to 6 months at 25°C and then recharging is recommended. Monthly Self-discharge ratio is less than 3% at 25°C. Please charge batteries before using.
Container Material	A.B.S. UL94-HB, UL94-V0 Optional.



RT series is a general purpose battery with 6~8 years design life in float service. It meets with IEC, JIS, BS and YDT standards. With advanced AGM valve regulated technology and high purity raw material, the RT series battery maintains high consistency for better performance and reliable standby service life. It is suitable for UPS/EPS, Telecom, power grid, medical equipment, emergency light and security system applications.



Dimensions



Constant Current Discharge Characteristics : A (25°C)

F.V/Time	5MIN	10MIN	15MIN	30MIN	1HR	2HR	3HR	4HR	5HR	8HR	10HR	20HR
1.60V	27.75	18.10	13.35	7.728	4.465	2.634	1.915	1.525	1.287	0.860	0.701	0.364
1.65V	26.75	17.56	13.00	7.558	4.382	2.596	1.890	1.506	1.273	0.852	0.694	0.362
1.70V	25.45	16.85	12.54	7.334	4.273	2.545	1.856	1.481	1.253	0.840	0.685	0.358
1.75V	23.77	15.94	11.94	7.040	4.129	2.477	1.811	1.447	1.226	0.825	0.673	0.352
1.80V	21.66	14.77	11.17	6.659	3.941	2.388	1.752	1.403	1.192	0.804	0.658	0.346
1.85V	19.06	13.30	10.20	6.173	3.698	2.272	1.674	1.345	1.146	0.777	0.637	0.336

Constant Power Discharge Characteristics : WPC (25°C)

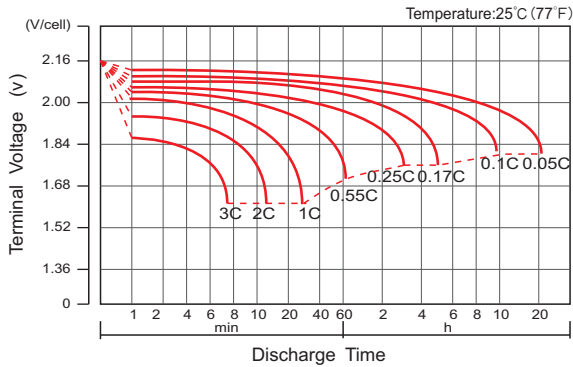
F.V/Time	5MIN	10MIN	15MIN	30MIN	1HR	2HR	3HR	4HR	5HR	8HR	10HR	20HR
1.60V	47.77	31.23	23.69	14.25	8.47	5.07	3.71	2.97	2.52	1.71	1.40	0.73
1.65V	47.27	31.10	23.56	14.14	8.40	5.03	3.69	2.95	2.50	1.69	1.39	0.72
1.70V	45.46	30.18	22.92	13.80	8.22	4.95	3.63	2.91	2.47	1.67	1.37	0.72
1.75V	43.24	29.06	22.15	13.38	7.99	4.84	3.56	2.85	2.43	1.64	1.35	0.71
1.80V	40.08	27.39	21.01	12.79	7.66	4.69	3.45	2.78	2.36	1.61	1.32	0.69
1.85V	35.90	25.12	19.45	11.97	7.24	4.48	3.32	2.67	2.28	1.56	1.28	0.68

(Note) The above characteristics data are average values obtained within three charge/discharge cycle not the minimum values.

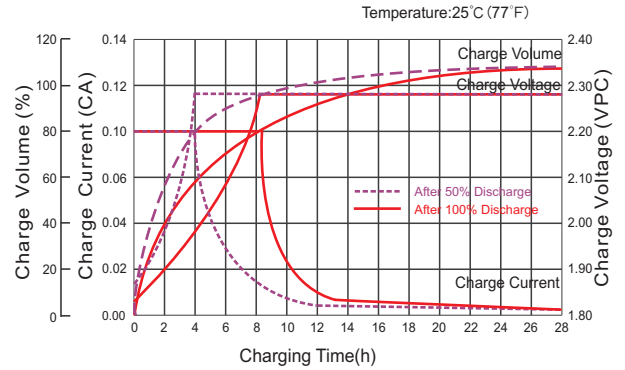
RT1270(12V7Ah)



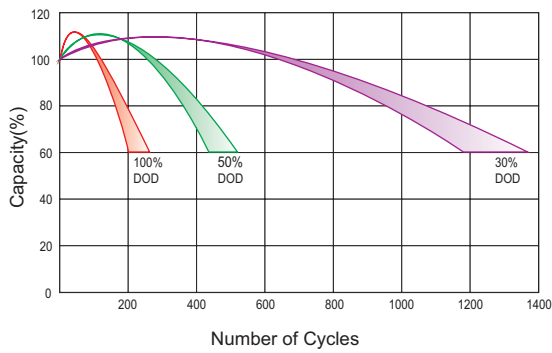
Discharge Characteristics Curve



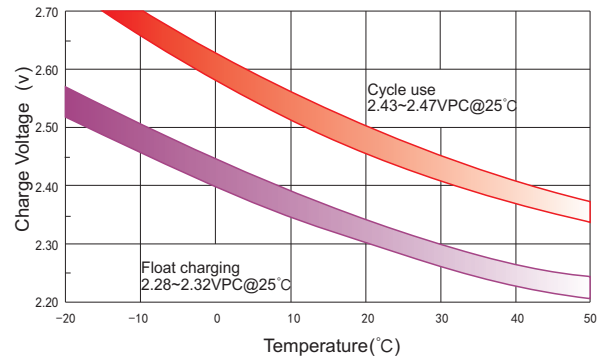
Charge Characteristic Curve For Standby Use



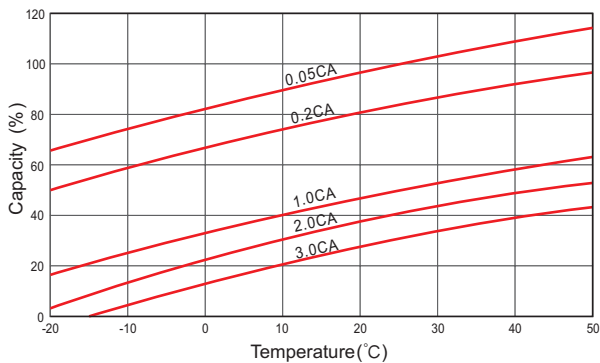
Cycle Life In Relation To Depth Of Discharge



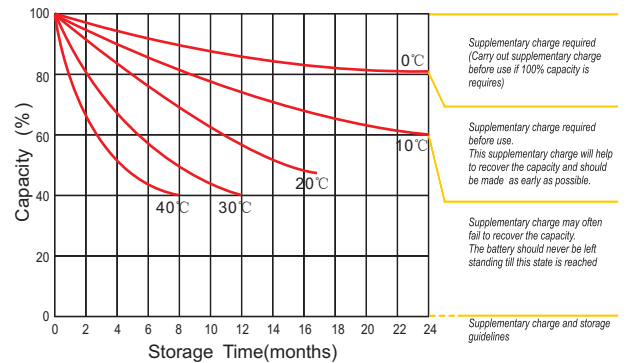
Relationship Between Charging Voltage And Temperature



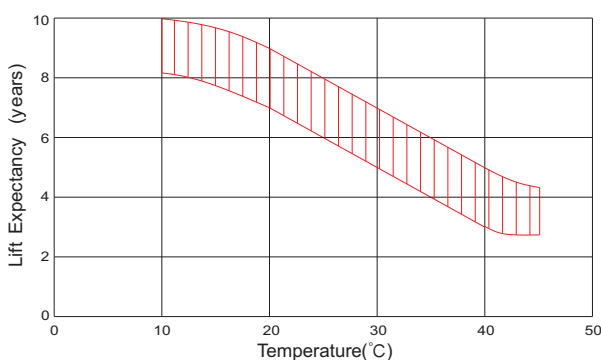
Temperature Effects On Capacity



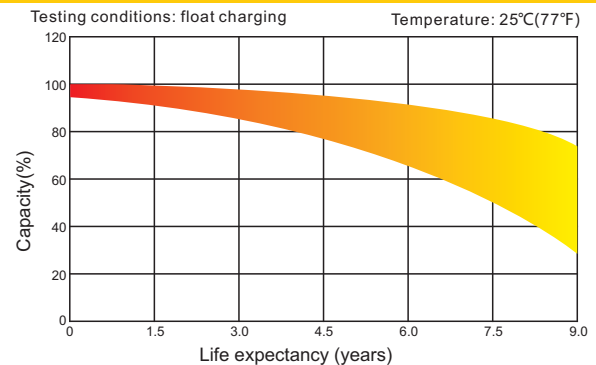
Storage Characteristics



Effect Of Temperature On Long Term Life



Life Characteristics Of Standby Use



(Note) All above information shall be changed without prior notice, Ritar reserves the right to explain and update the latest information.